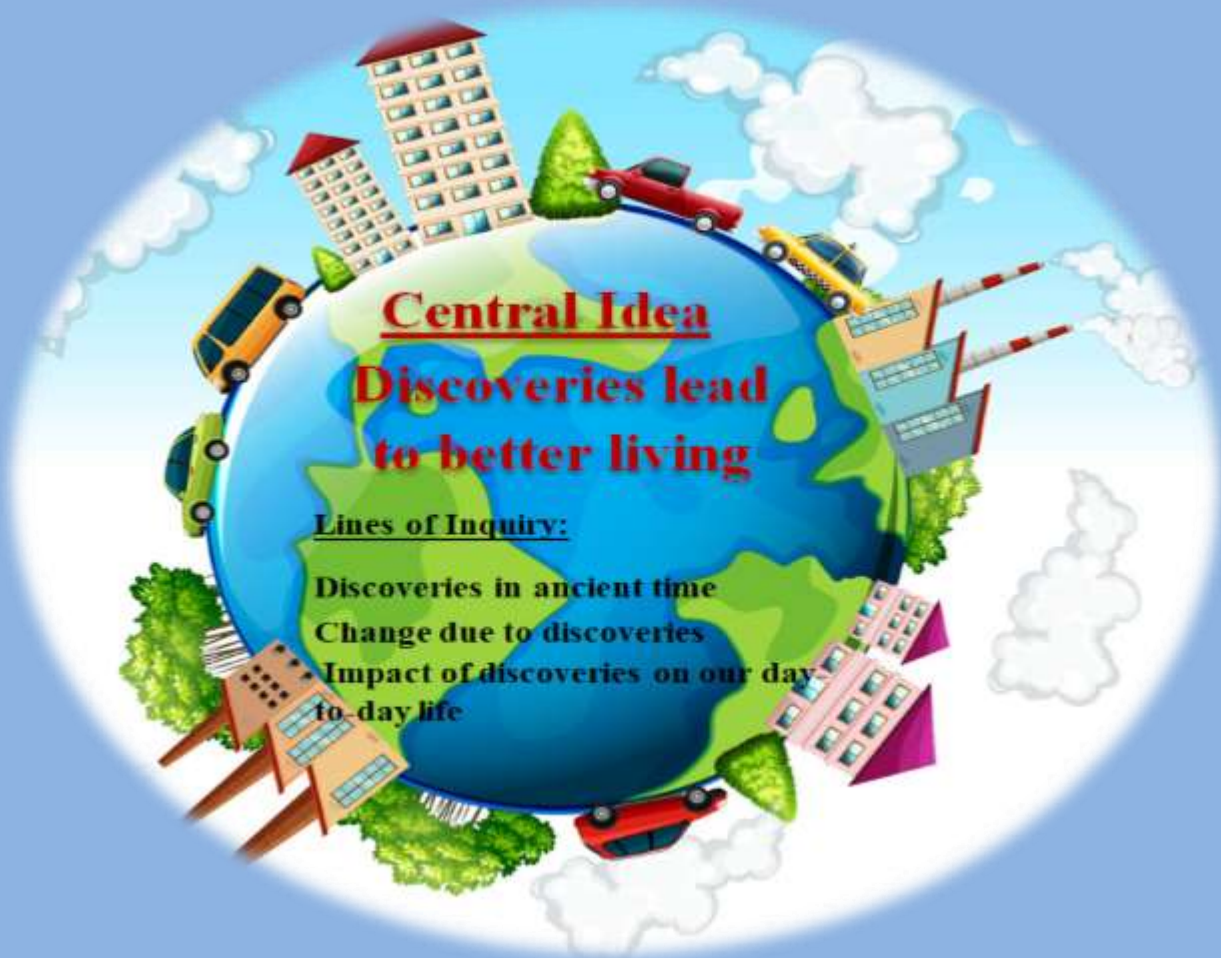


Date: 17<sup>th</sup> January 2022

In this theme, the learners will enhance their knowledge by exploring various discoveries that took place in ancient times. They will connect their understanding with the change that took place due to discoveries and will identify impact of discoveries on our lives.



Key concepts

- **Form** – Learners will develop understanding that everything has a form with recognizable features that can be observed, identified, described and categorized.
- **Connection** - Learners will develop understanding that change is the process of movement from one state to another. It is universal and inevitable.

	<ul style="list-style-type: none"> <li>• <b>Change</b> - Learners will develop understanding that we live in a world of interacting systems in which the actions of any individual element affect others.</li> </ul>
<b><u>Learner Profile</u></b>	<ul style="list-style-type: none"> <li>• <b>Inquirers</b> – Learners will develop natural curiosity and acquire the skill necessary to conduct inquiry and research for discoveries and change due to discoveries.</li> <li>• <b>Thinkers</b> – Learners will exercise initiative in applying thinking skills critically and creatively to recognize and approach complex problems due to discoveries.</li> </ul>
<b><u>Approaches To Learning</u></b>	<ul style="list-style-type: none"> <li>• <b>Communication Skills</b> They will develop communication skills and present their understanding through various approaches.</li> <li>• <b>Research Skills</b> Learners will observe discoveries around them and present their findings.</li> </ul>
<b><u>Subject Focus</u></b>	<b>Social Science, Science, Languages, Art, Maths, PSPE</b>

### **At Home Reinforcement**

Following are some ideas that parents can discuss with the child at home to reinforce what they are learning in real life situations:

- Encourage your child to gather information about different discoveries that took place in ancient time.
- Encourage your child to read books on discoveries and inventions.
- Provide them resources to find out importance of discoveries in our life.
- Converse with them about impact of discoveries on us and world.

### **Suggested websites**

<https://www.youtube.com/c/PeriwinkleKids>

<https://www.youtubekids.com>

<https://www.youtube.com/channel/>

<https://online.kidsdiscover.com/>

<https://www.youtube.com/c/ElearningStudio>

<https://www.youtube.com/c/PeekabooKids>

You are welcome to report any responsible action taken by your ward as an outcome of his/her learning. We would like to appreciate him/her in the class for taking action. We look forward to your support and feedback to make learning enjoyable and successful for our learners.

**Thank You!**

**GRADE-2**

**Assignment: 25**

**Date: Monday, 17<sup>th</sup> January, 2021**


**English:**

**Task 1 :**

Prepositions

Look at the given picture carefully. Fill in the blanks with the correct prepositions from the box given below.

in	behind	beside	under	on	between	in front of
----	--------	--------	-------	----	---------	-------------



1. The dog is \_\_\_\_\_ the bed.
2. The bed is \_\_\_\_\_ study table and a drawer.
3. The lamp is \_\_\_\_\_ the study table.
4. The books are \_\_\_\_\_ the yellow box.
5. The cat is \_\_\_\_\_ the computer.
6. The boxes are \_\_\_\_\_ the bed.
7. The study table is \_\_\_\_\_ the bed.

## Homework

### Fill in the blanks with correct prepositions

behind / between / in / next to / on



1. The Sun shines \_\_\_\_\_ the sky.
2. The bird is sitting \_\_\_\_\_ the wood.
3. Tina is standing \_\_\_\_\_ the wood.
4. The tent is \_\_\_\_\_ the family.
5. Sam is standing \_\_\_\_\_ John and Ann.

## Task 2:

Look at the picture and frame sentences



Homework:



# Maths:

\*\* Watch the video to understand the concept of half past

[https://www.youtube.com/watch?v=9p\\_Ca\\_Yb0zQ](https://www.youtube.com/watch?v=9p_Ca_Yb0zQ)








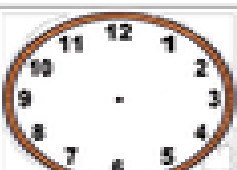


## Day 1

### Task : 1

Draw hands to show time in half past

Name - \_\_\_\_\_ Date - \_\_\_\_\_

### half past

	half past 9		half past 7
	half past 11		half past 2
	half past 6		half past 1
	half past 8		half past 3
	half past 5		half past 12



# Half-Hour Match Up



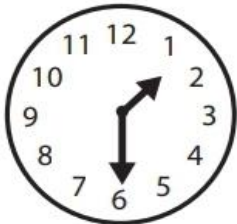
View the time on the clocks. Draw a line from the time to the correct time on the clock.



11:30



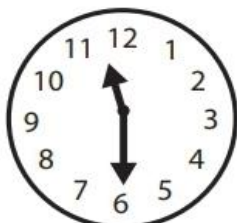
2:30




4:30




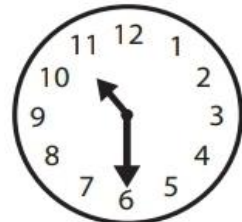
7:30



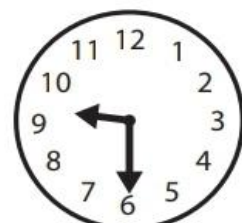
12:30



3:30



9:30



5:30



1:30

8:30

10:30

6:30

\*\* Watch the video for reference

[https://www.youtube.com/watch?v=9p\\_Ca\\_Yb0zQ](https://www.youtube.com/watch?v=9p_Ca_Yb0zQ)













## Day 2

\*\* Watch the video to understand the concept of quarter past

<https://www.youtube.com/watch?v=XvrPpRMsQm4>

## Task 1



 <b>3:15</b>		
		
		
		

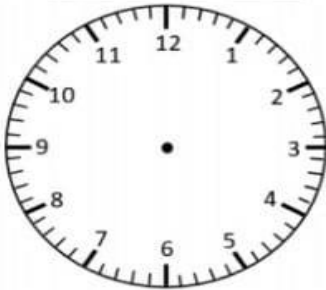


## Task 2

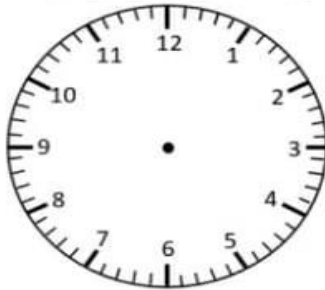
# Representing Time on Digital & Analogue Clocks To Quarter of an Hour

Write the time on the digital clocks to match the time shown on the analogue clocks.

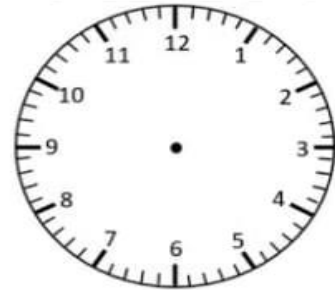

quarter past 7



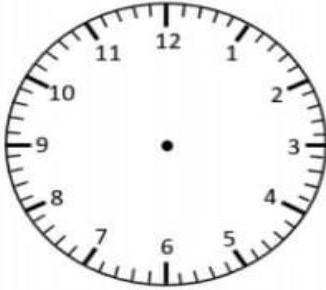

quarter past 11



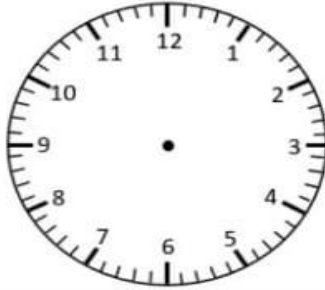
half past 4



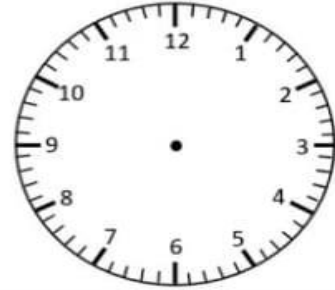

quarter to 6



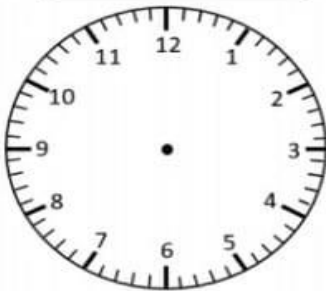
quarter past 1



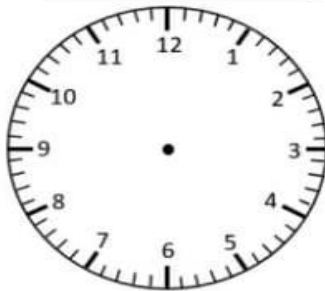
quarter to 2



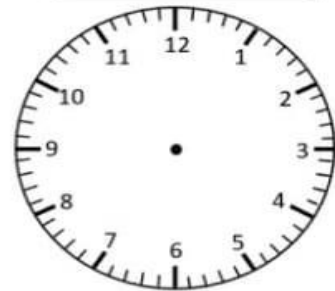
half past 2



quarter to 12



half past 1



## Day 3

\*\* Watch the video to understand the concept of quarter to

<https://www.youtube.com/watch?v=HKZOGR1pz1I&t=51s>

### Task 1

Draw hands in clock to show the time



12:45



4:15



11:45



2:45



7:15



5:15



9:45



3:15



8:45

## Task 2



## **Hindi:**

### Day 1

#### पाठ १५

#### बारी-बारी आते मौसम

कक्षा में पाठ का पठन कराया और समझाया जायेगा तथा नवीन शब्दों को रेखांकित किया जायेगा ।

#### गृहकार्य

रेखांकित शब्दों को पुस्तिका में दो दो बार लिखा जायेगा और याद किया-  
जायेगा ।

### Day 2

#### पाठ १५

#### बारी-बारी आते मौसम

पृष्ठ संख्या १०८ और १०९ का कार्य कक्षा में करवाया जायेगा तथा कार्यविधि को ठीक से समझाकर खेल के रूप में खिलाया जायेगा ।

### Day 3

#### पाठ १५

#### बारी-बारी आते मौसम

पृष्ठ संख्या ११० और १११ कार्य बच्चों को समझाकर कराया जायेगा ।

नानी-दादी से पूछो- जब कूलर, एयरकंडीशनर और फ्रीज़ नहीं थे तो गर्मियों में क्या करते थे । अपने शब्दों में एक अनुच्छेद लिखें और चित्र बनाएँ ।(Integration Work)

**UOI:**

Think about...

What really made you think while you were learning?

What did you find difficult?

What helped you when things got difficult?


What did you need more help with?

What did you enjoy most?

What did you learn?




## Unit -6

### Theme - Where we are in place and time



  
COLUMBUS


# PYP Transdisciplinary Theme

## Where We Are in Place and Time

An inquiry into orientation in place and time; personal histories; homes and journeys; the discoveries, explorations and migrations of humankind; relationships between and the interconnectedness of individuals and civilizations, from local and global perspectives.



### Task 1

#### Explore the intro letter

Learners will create a theme page of their own choice using images.



Our Central Idea \_\_\_\_\_

Our Lines of Inquiry

---

---

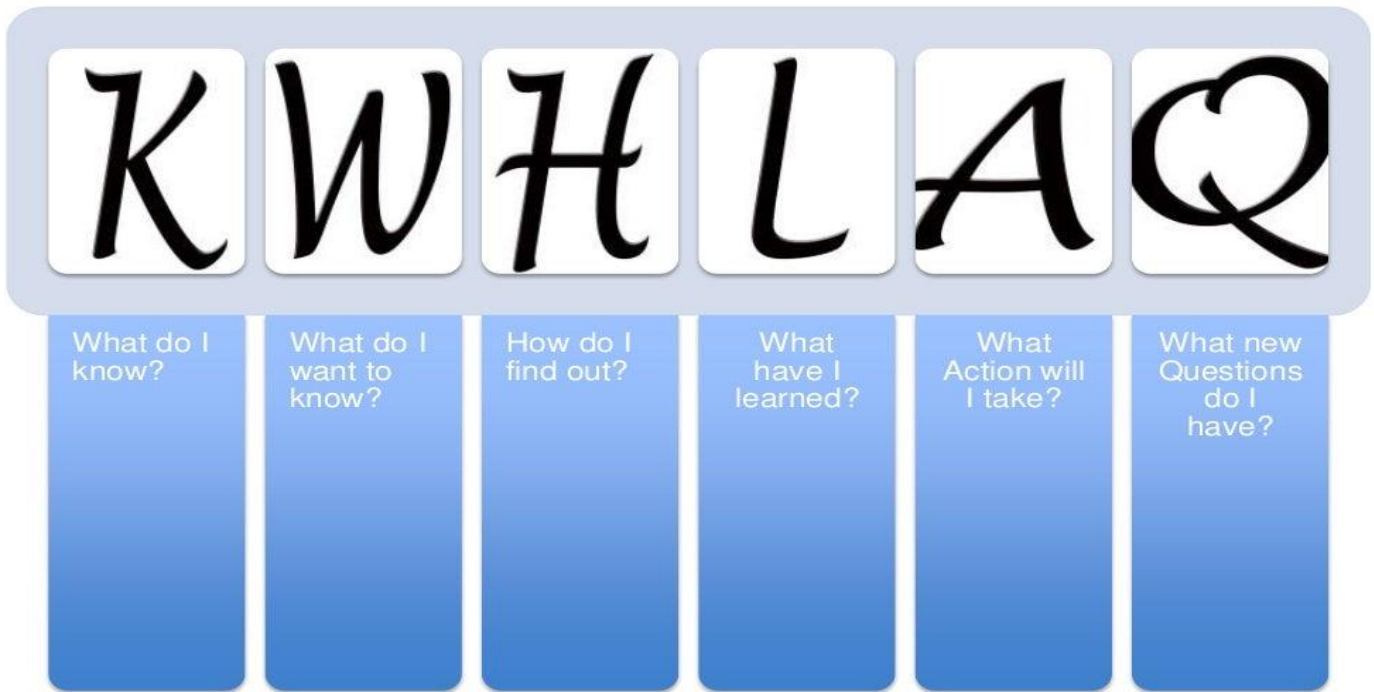
---

My Questions

---

---

---



**Task-2**

Do you agree or disagree with the following statement?

Living today is more comfortable and easier than when your grandparents were children.

**Brainstorming**

Watch this video

<https://www.youtube.com/watch?v=U-r-xHln6nE>

Reflect your understanding

*What are the differences between the past and the present life? Are the differences making living today easier than in the past? So, what are they?*

<i>Past</i>	<i>Present</i>



## **GK:**

Do page no. 59 in the book.

## **Music:**

SONG - वन मत काटो रे

### **PART 1**

वन मत काटो रे भईया, न मत काटो रे

वन मत काटो रे भईया, वन मत काटो रे

इसे ले जा कर अपने घर में आग जलाओगे

या फिर इसको काट छांट कर घर में लगाओगे

ये जो कुल्हाड़ी पेड़ पे मारी, तुमने अपने पैर पर मारी

अरे पास की नहीं रे सोचो दूर निहारो रे

## **PE:**

<https://www.youtube.com/shorts/hd1zfhZ6QAs>